

Primary School Data Report 2021/22

D'Auvergne Primary School

Benchmarked against ALL Mainstream Govt Schools

Data accurate as of the end of the academic year 2021/2022

This is the first year where the proficiency in English of MLL has been recorded, so there is no historical comparison.

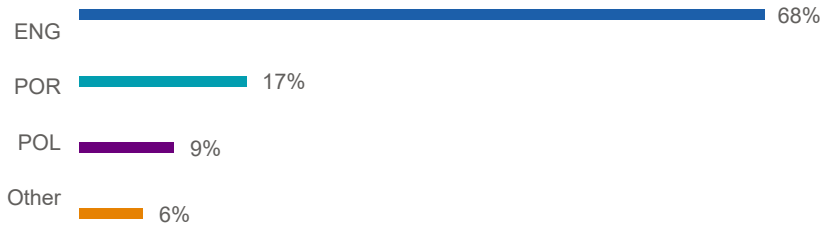
Due to a change in the Early Learning Goals, a comparison per goal for previous years is not possible, but as the Prime Areas they are grouped under have remained the same, we can keep historical comparison for those.

COVID-19 impact: KS2 tests were not run in the years 2019/2020 and 2020/2021.

Pupil Characteristics


% Home Language - School

Home Language ● ENG ● POR ● POL ● Other



% Home Language - All Mainstream Govt Schools

Home Language ● ENG ● POR ● Other ● POL

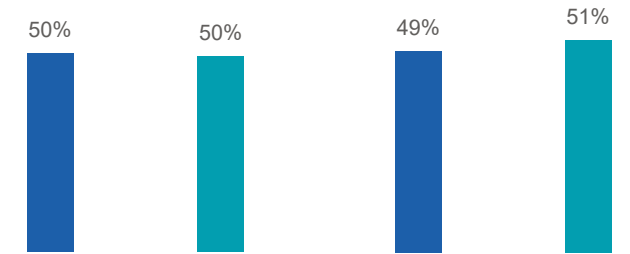


% Gender - All Mainstream Govt Schools

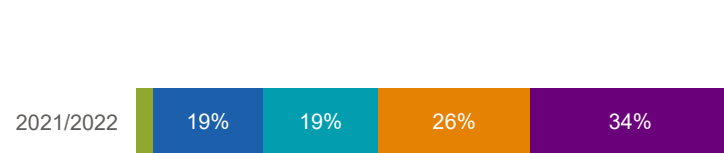
● F ● M

% Gender - School

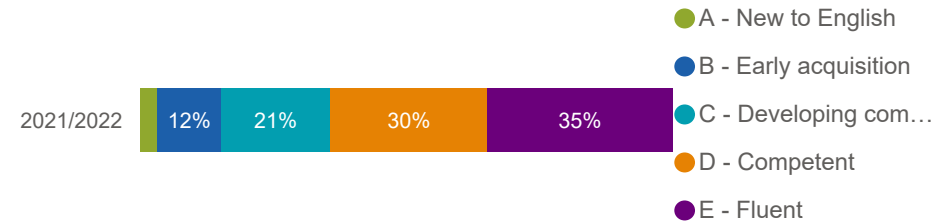
● F ● M



MLL Proficiency in English - School

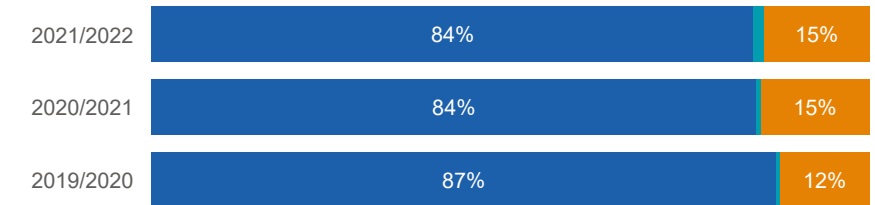


MLL Proficiency in English - All Mainstream Govt Schools



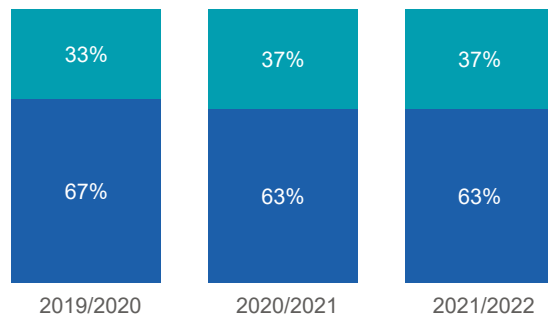
% SEN/D - School

SEN/D Category ● None ● Record of Need ● SEN/D Support



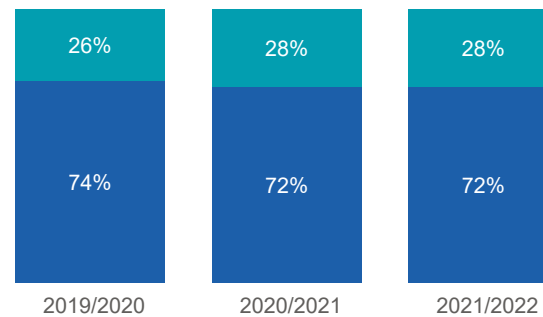
% JP - School

● No ● Yes

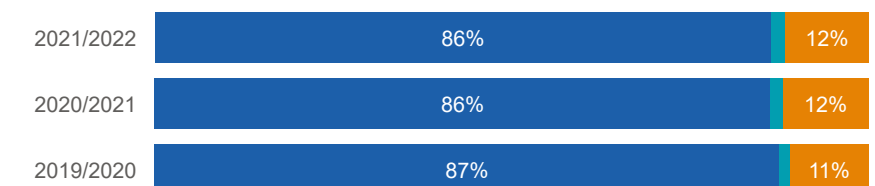


% JP - All Mainstream Govt Schools

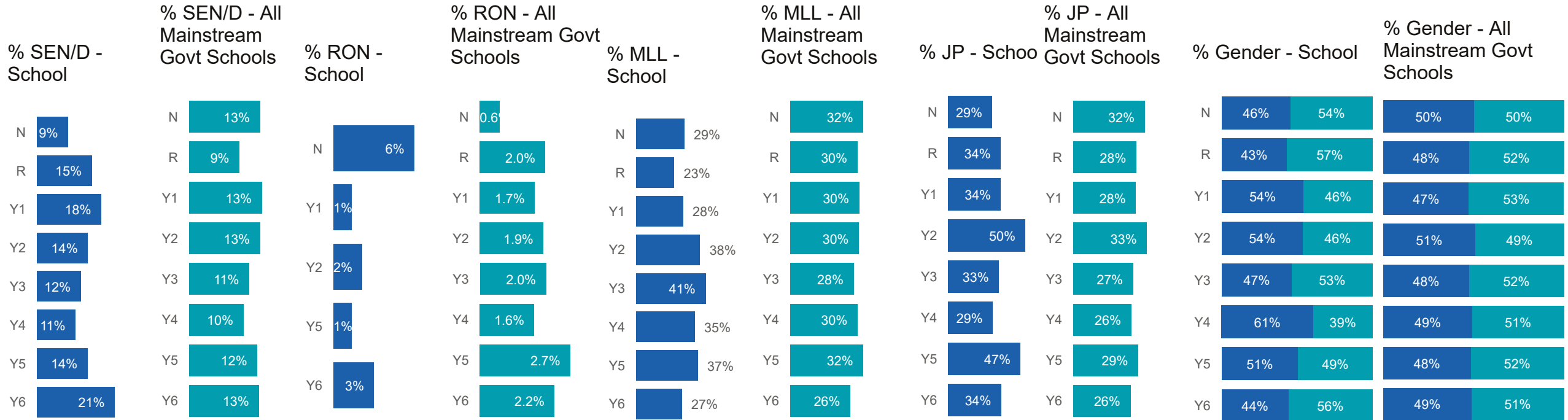
● No ● Yes



% SEN/D - All Mainstream Govt Schools



Pupil Characteristics - Nursery to Year 6



● F ● M

No. of Pupils - School

Year Group	No. of Pupils
N	35
R	53
Y1	79
Y2	50
Y3	58
Y4	66
Y5	79
Y6	70
Total	490

Home Language by Year Group for School

Year Group	ENG	Other	POL	POR
N	25	3		7
R	41	4		8
Y1	57	2	8	12
Y2	31	4	6	9
Y3	34	3	5	16
Y4	43	6	8	9
Y5	50	4	13	12
Y6	51	5	6	8

SEN/D by Year Group for School

SEN/D Description	N	R	Y1	Y2	Y3	Y4	Y5	Y6	Total
Autistic Spectrum Disorder	3	2	1	1	2		1	2	12
Moderate Learning Difficulty	1		1		2	2	2	2	10
Physical Disability and/or Medical							1		1
Profound & Multiple Learning Difficulty	1								1
Social, Emotional and Mental Health			2	5		2	4	9	22
Specific Learning Difficulty					1	2	3	3	9
Speech, Language or Communication Need	6	11	2	2			1	1	23
Visual Impairment							1		1

Exclusions

School Exclusions

Total No. of Individuals

No of SEN Individuals

No of JP Individuals

No of EAL Individuals

Number of Exclusions and Sessions Excluded - School

AcademicYear	No. of Pupils	No of Exclusions	Sessions Excluded
▼			

Number of Exclusions and Sessions Excluded 2022

Exclusion Reason	No of Pupils	No of Exclusions	Sessions Excluded
Total			

Total Exclusions - All Mainstream Govt Schools 2022

Total No. of Pupils	No of Exclusions	Sessions Excluded
18	24	63

Number of Exclusions and Sessions Excluded for Same Reason 2022 -All Mainstream Govt Schools

Exclusion Reason	No of Exclusions	Sessions Excluded
▼		
Physical assault against an adult	6	19
Physical assault against a pupil	2	3
Persistent disruptive behaviour	1	4
Total	9	26

These tables show, as of the Spring 21\22 census data what percentage of pupils started after the September of the year shown. This gives an idea of the movement of pupils across schools

% School

Year	Yr 3	Yr 4	Yr 5	Yr 6
+ 2014				96%
+ 2015			83%	34%
+ 2016		53%	23%	27%
+ 2017	38%	28%	16%	21%
+ 2018	7%	21%	14%	19%
+ 2019	7%	9%	11%	14%
+ 2020	3%	6%	4%	7%
+ 2021	0%	1%	0%	0%

% All Mainstream Govt Schools

Year	Yr 3	Yr 4	Yr 5	Yr 6
+ 2014				72%
+ 2015			66%	27%
+ 2016		58%	22%	24%
+ 2017	54%	18%	20%	20%
+ 2018	13%	15%	17%	16%
+ 2019	10%	12%	9%	11%
+ 2020	6%	6%	6%	6%
+ 2021	2%	1%	1%	1%

Reception Attainment - Achieving

No. of pupils - School

AcademicYear	Pupils
2021/2022	52
2020/2021	75
2019/2020	51
2018/2019	58
2017/2018	63

Pupils Achieving in ELG Areas

% School

Name	2018/2019	2020/2021	2021/2022
All Areas of Learning	64%	39%	47%
All Prime Areas	81%	72%	96%
All Specific Areas	64%	41%	47%

% All Mainstream Govt Schools

Name	2018/2019	2020/2021	2021/2022
All Areas of Learning	60%	63%	64%
All Prime Areas	76%	72%	85%
All Specific Areas	62%	66%	65%

Pupils Achieving Early Learning Goals

% School

Name	2021/2022
Being Imaginative and Expressive	100%
Building Relationships	96%
Comprehension	84%
Creating with Materials	92%
Fine Motor Skills	84%
Gross Motor Skills	100%
Listening Attention and Understanding	96%
Managing Self	96%
Number	73%
Numerical Patterns	73%
Past and Present	86%
People Culture and Communities	86%
Self Regulation	96%
Speaking	86%
The Natural World	90%
Word Reading	73%
Writing	51%

% All Mainstream Govt Schools

Name	2021/2022
Being Imaginative and Expressive	91%
Building Relationships	91%
Comprehension	80%
Creating with Materials	90%
Fine Motor Skills	87%
Gross Motor Skills	95%
Listening Attention and Understanding	85%
Managing Self	90%
Number	80%
Numerical Patterns	78%
Past and Present	85%
People Culture and Communities	85%
Self Regulation	90%
Speaking	85%
The Natural World	91%
Word Reading	75%
Writing	69%

Early Learning Goal Prime Areas

% School

Name	2018/2019	2020/2021	2021/2022
Communication and Language	86%	76%	86%
Expressive Arts and Design	97%	83%	92%
Literacy	64%	43%	51%
Mathematics	74%	69%	73%
Personal Social and Emotional Development	95%	79%	96%
Physical Development	88%	91%	84%
Understanding the World	90%	80%	80%

% All Mainstream Govt Schools

Name	2018/2019	2020/2021	2021/2022
Communication and Language	81%	79%	82%
Expressive Arts and Design	89%	86%	89%
Literacy	65%	68%	68%
Mathematics	76%	79%	78%
Personal Social and Emotional Development	88%	82%	85%
Physical Development	87%	86%	87%
Understanding the World	83%	84%	83%

No. of Pupils - School

AcademicYear	Pupils
2021/2022	50
2020/2021	57
2018/2019	83
2017/2018	67
2016/2017	53

Year 2 Pupils Achieving 2S

Pupil no.s

AcademicYear	Mathematics	Reading	Writing
2021/2022	29	35	29
2020/2021	38	42	33
2018/2019	62	66	58
2017/2018	48	53	44
2016/2017	38	41	37

% School

AcademicYear	Mathematics	Reading	Writing
2021/2022	58%	70%	58%
2020/2021	67%	74%	58%
2018/2019	76%	80%	71%
2017/2018	72%	79%	66%
2016/2017	72%	77%	70%

% All Mainstream Govt Schools

AcademicYear	Mathematics	Reading	Writing
2021/2022	61%	67%	53%
2020/2021	55%	66%	47%
2018/2019	55%	67%	49%
2017/2018	50%	63%	47%
2016/2017	50%	58%	41%

Year 2 Pupils Achieving 2D or Above

Pupil no.s

AcademicYear	Mathematics	Reading	Writing
2021/2022	43	43	42
2020/2021	50	50	50
2018/2019	75	74	74
2017/2018	61	60	57
2016/2017	50	48	47

% School

AcademicYear	Mathematics	Reading	Writing
2021/2022	86%	86%	84%
2020/2021	88%	88%	88%
2018/2019	91%	90%	90%
2017/2018	91%	90%	85%
2016/2017	94%	91%	89%

% All Mainstream Govt Schools

AcademicYear	Mathematics	Reading	Writing
2021/2022	90%	90%	88%
2020/2021	86%	88%	83%
2018/2019	86%	88%	82%
2017/2018	83%	88%	79%
2016/2017	82%	81%	75%

No of Pupils - School

AcademicYear	Pupils
2021/2022	65
2020/2021	83
2018/2019	53
2017/2018	55
2016/2017	48

Year 4 Pupils Achieving 4S

Pupil no.s

AcademicYear	Mathematics	Reading	Writing
2021/2022	21	42	31
2020/2021	54	60	51
2018/2019	31	39	27
2017/2018	37	46	36
2016/2017	5	19	17

% School

AcademicYear	Mathematics	Reading	Writing
2021/2022	32%	65%	48%
2020/2021	65%	72%	61%
2018/2019	58%	74%	51%
2017/2018	67%	84%	65%
2016/2017	10%	40%	35%

% All Mainstream Govt Schools

AcademicYear	Mathematics	Reading	Writing
2021/2022	65%	72%	59%
2020/2021	61%	67%	56%
2018/2019	59%	64%	56%
2017/2018	55%	62%	48%
2016/2017	44%	54%	45%

Year 4 Pupils Achieving 4D or Above

Pupil no.s

AcademicYear	Mathematics	Reading	Writing
2021/2022	47	51	47
2020/2021	78	77	76
2018/2019	45	48	47
2017/2018	48	49	50
2016/2017	21	42	32

% School

AcademicYear	Mathematics	Reading	Writing
2021/2022	72%	78%	72%
2020/2021	94%	93%	92%
2018/2019	85%	91%	89%
2017/2018	87%	89%	91%
2016/2017	44%	88%	67%

% All Mainstream Govt Schools

AcademicYear	Mathematics	Reading	Writing
2021/2022	90%	92%	88%
2020/2021	88%	88%	85%
2018/2019	87%	89%	86%
2017/2018	86%	86%	81%
2016/2017	73%	76%	70%

No of Pupils - School

AcademicYear	Pupils
2021/2022	70
2020/2021	55
2018/2019	49
2017/2018	55
2016/2017	51

Year 6 Pupils Achieving 6S

Pupil no.s

AcademicYear	French	Mathematics	Reading	Writing
2021/2022	29	32	40	32
2020/2021		27	26	23
2018/2019	8	19	18	15
2017/2018	17	29	31	25
2016/2017		31	31	30

% School

AcademicYear	French	Mathematics	Reading	Writing
2021/2022	41%	46%	57%	46%
2020/2021		49%	47%	42%
2018/2019	16%	39%	37%	31%
2017/2018	31%	53%	56%	45%
2016/2017		61%	61%	59%

% All Mainstream Govt Schools

AcademicYear	French	Mathematics	Reading	Writing
2021/2022	68%	66%	71%	59%
2020/2021	51%	64%	71%	60%
2018/2019	50%	57%	64%	55%
2017/2018	41%	51%	61%	51%
2016/2017		46%	50%	41%

Year 6 Pupils Achieving 6D or Above

Pupil no.s

AcademicYear	French	Mathematics	Reading	Writing
2021/2022	58	52	52	58
2020/2021	37	41	33	39
2018/2019	37	39	37	31
2017/2018	44	46	43	42
2016/2017		42	45	39

% School

AcademicYear	French	Mathematics	Reading	Writing
2021/2022	83%	74%	74%	83%
2020/2021	67%	75%	60%	71%
2018/2019	76%	80%	76%	63%
2017/2018	80%	84%	78%	76%
2016/2017		82%	88%	76%

% All Mainstream Govt Schools

AcademicYear	French	Mathematics	Reading	Writing
2021/2022	91%	87%	90%	89%
2020/2021	81%	85%	88%	86%
2018/2019	80%	80%	87%	83%
2017/2018	83%	80%	84%	82%
2016/2017		73%	75%	69%

Year 6 Mean CAT Scores

No of Pupils - School

AcademicYear	Pupils
2021/2022	70
2020/2021	55
2019/2020	55
2018/2019	49
2017/2018	55

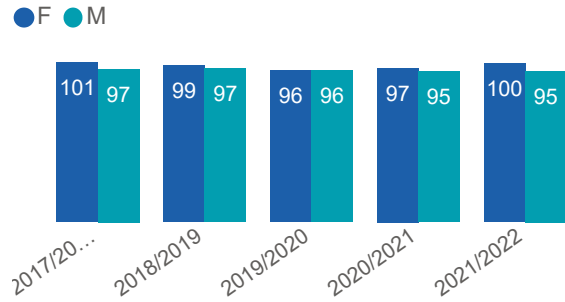
Average CAT Score - School

AcademicYear	Average of Value
2021/2022	97
2020/2021	96
2019/2020	96
2018/2019	98
2017/2018	99

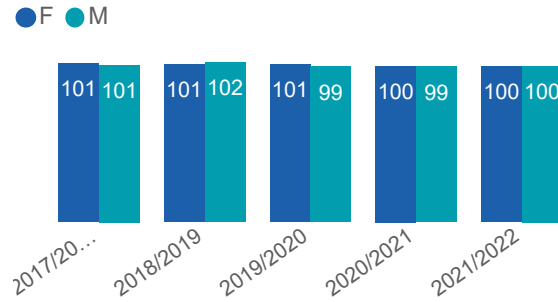
Average CAT Score - All Mainstream Govt Schools

AcademicYear	Average of Value
2021/2022	100
2020/2021	99
2019/2020	100
2018/2019	101
2017/2018	101

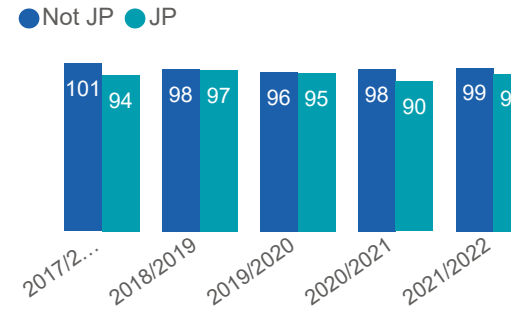
Gender - School



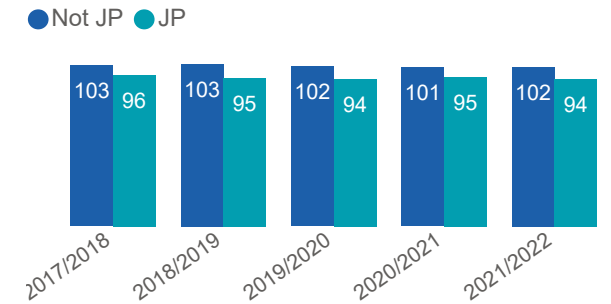
Gender - All Mainstream Govt Schools



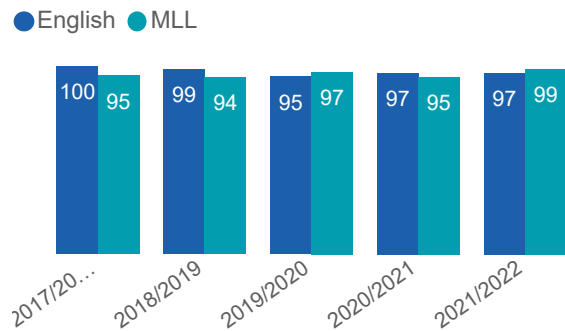
JP - School



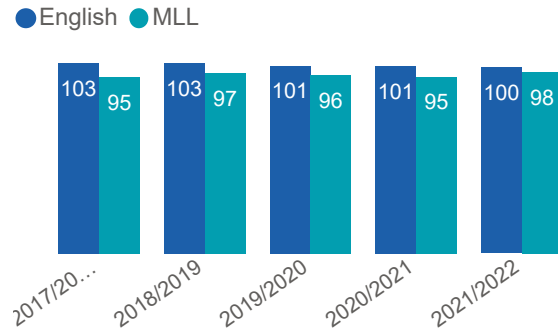
JP - All Mainstream Govt Schools



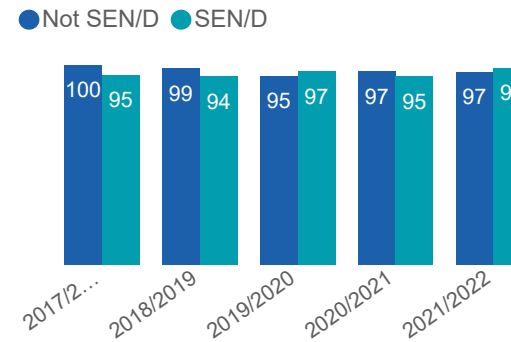
MLL - School



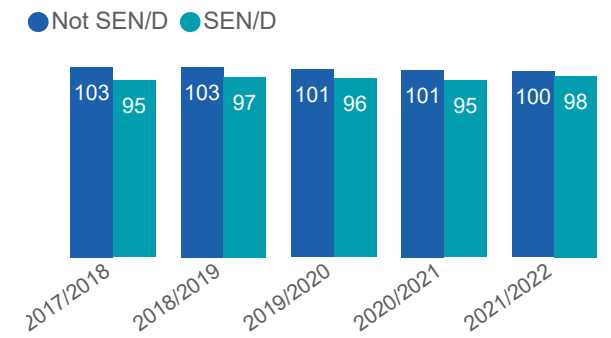
MLL - All Mainstream Govt Schools



SEN/D - School



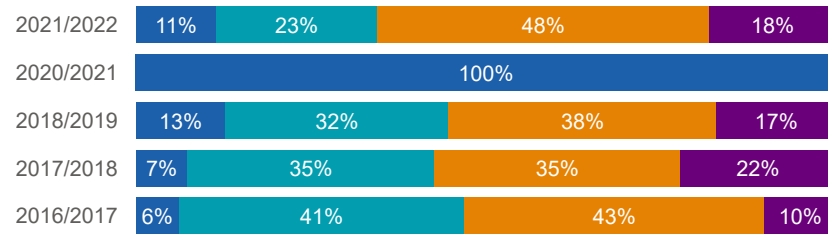
SEN/D - All Mainstream Govt Schools



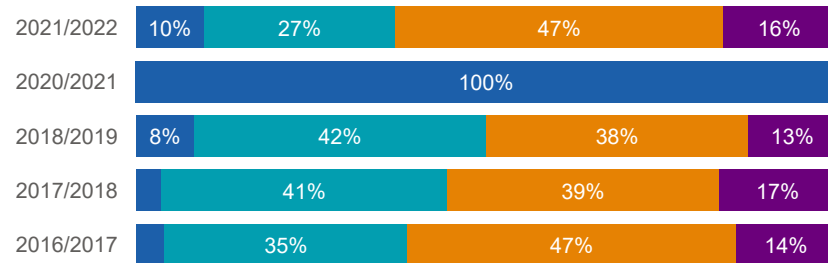
% School

● 80-89 ● 90-99 ● 100-109 ● 110-120

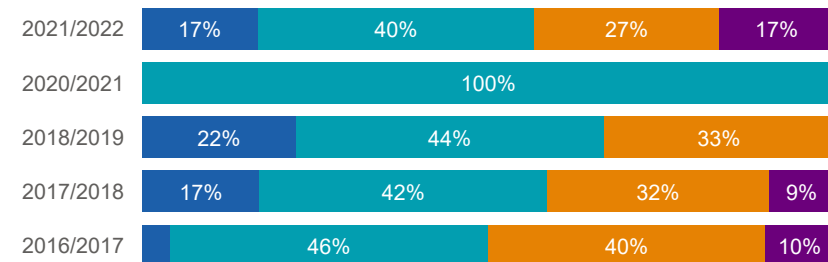
Reading



GPS



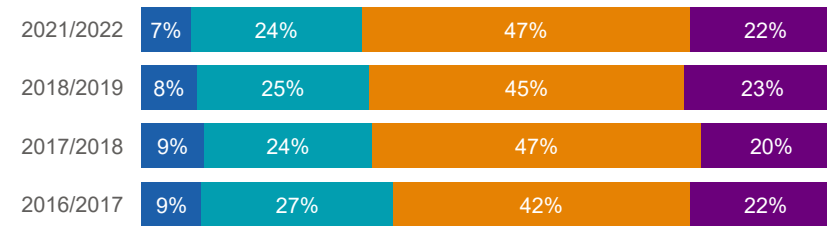
Mathematics



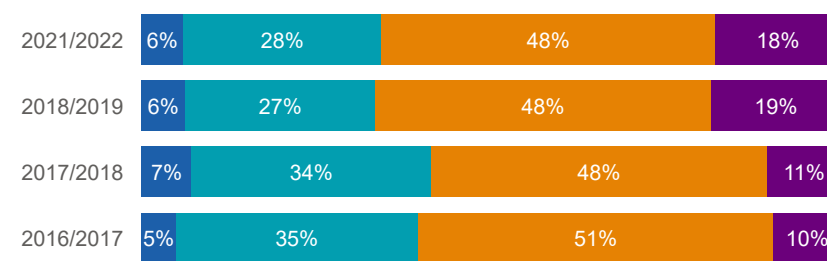
% All Mainstream Govt Schools

● 80-89 ● 90-99 ● 100-109 ● 110-120

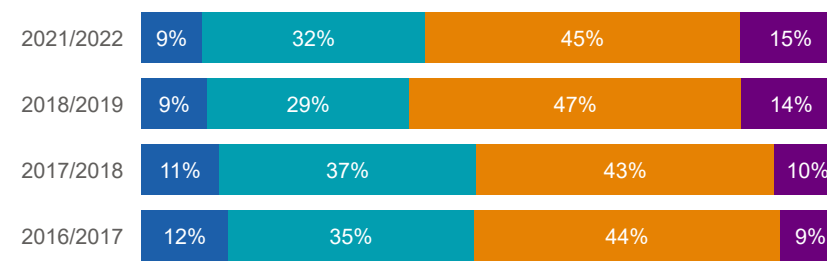
Reading



GPS



Mathematics



Average Score - School

Reading

AcademicYear	Avg. Score
2021/2022	92
2020/2021	80
2018/2019	100
2017/2018	102
2016/2017	100

GPS

AcademicYear	Avg. Score
2021/2022	94
2020/2021	87
2018/2019	100
2017/2018	101
2016/2017	101

Mathematics

AcademicYear	Avg. Score
2021/2022	88
2020/2021	96
2018/2019	96
2017/2018	98
2016/2017	100

Average Score - All Mainstream Govt Schools

Reading

AcademicYear	Avg. Score
2021/2022	100
2018/2019	103
2017/2018	103
2016/2017	102

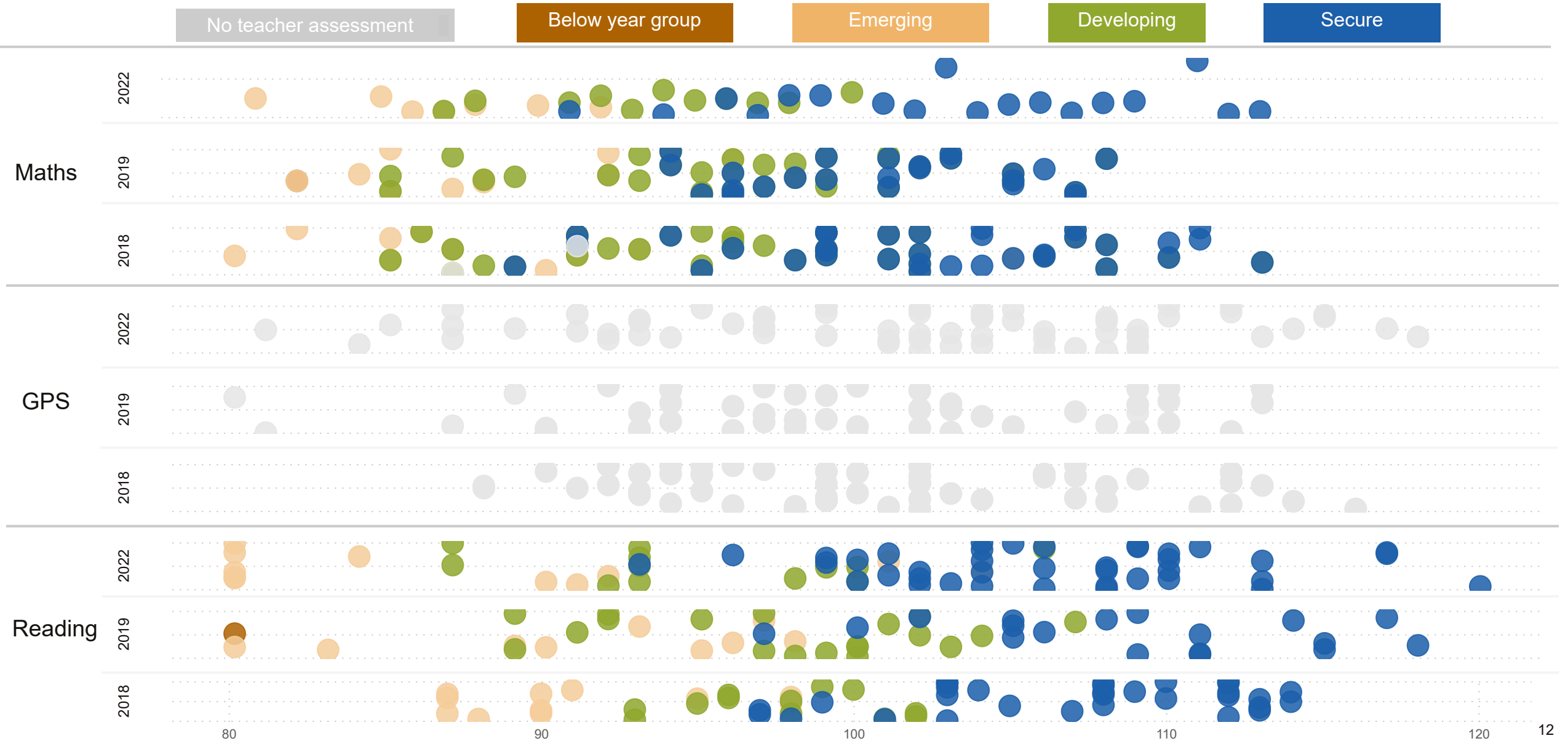
GPS

AcademicYear	Avg. Score
2021/2022	99
2018/2019	102
2017/2018	101
2016/2017	101

Mathematics

AcademicYear	Avg. Score
2021/2022	97
2018/2019	101
2017/2018	99
2016/2017	99

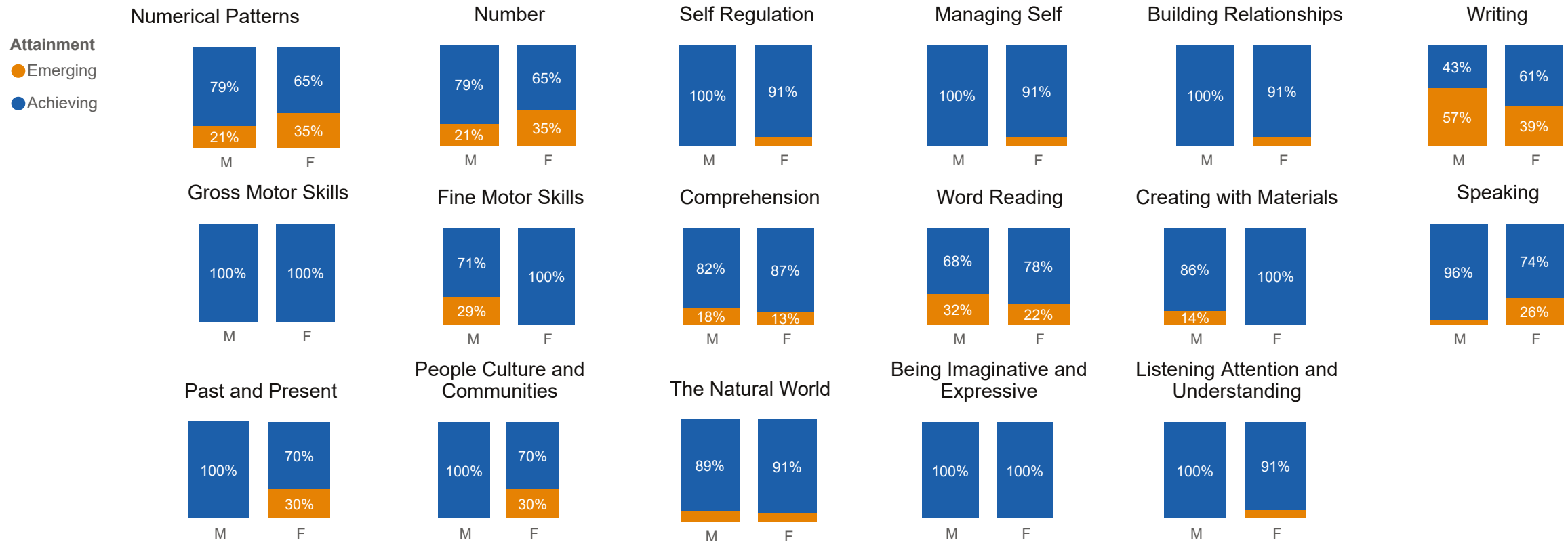
Year 6 Teacher Assessments - KS2 Tests



Appendix: Reception Attainment - Gender

No. of pupils - School

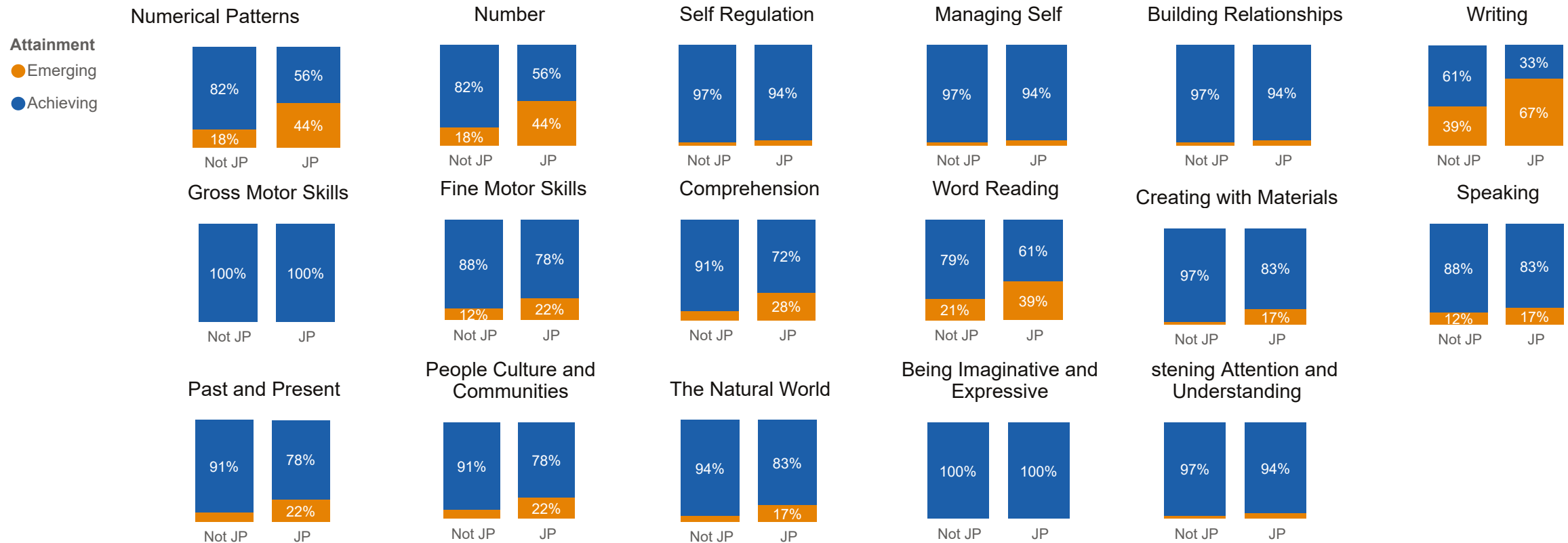
Gender	No. of Pupils
F	23
M	29



Appendix: Reception Attainment - JP

No. of pupils - School

JP Group	No. of Pupils
JP	18
Not JP	34



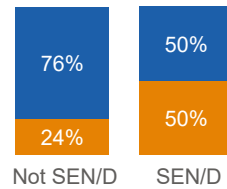
Appendix: Reception Attainment - SEN

No. of pupils - School

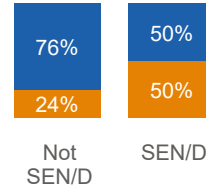
SEN Cat	No. of Pupils
Not SEN/D	46
SEN/D	6

Attainment
● Emerging
● Achieving

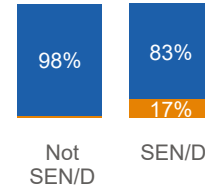
Numerical Patterns



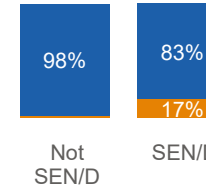
Number



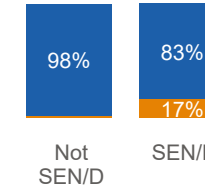
Self Regulation



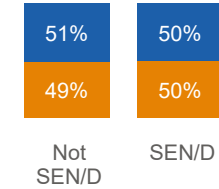
Managing Self



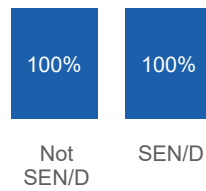
Building Relationships



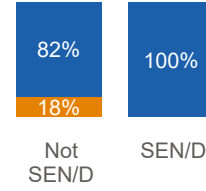
Writing



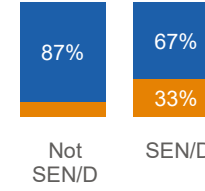
Gross Motor Skills



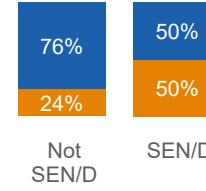
Fine Motor Skills



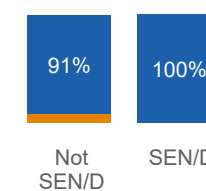
Comprehension



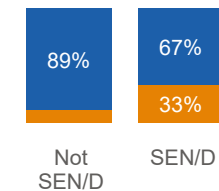
Word Reading



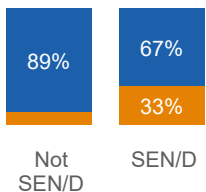
Creating with Materials



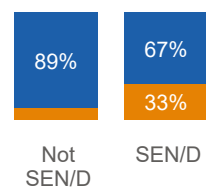
Speaking



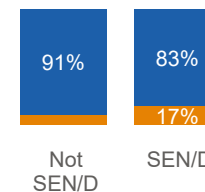
Past and Present



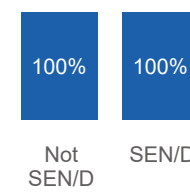
People Culture and Communities



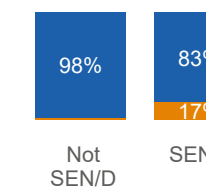
The Natural World



Being Imaginative and Expressive



Listening Attention and Understanding



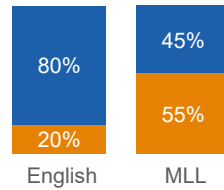
No. of pupils - School

No. of Pupils EAL Name

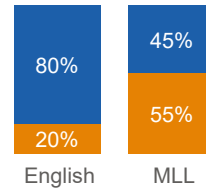
41	English
11	MLL

Attainment
● Emerging
● Achieving

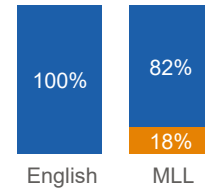
Numerical Patterns



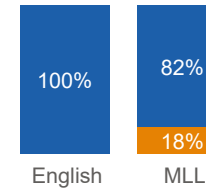
Number



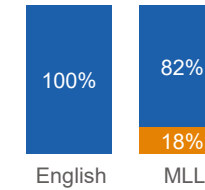
Self Regulation



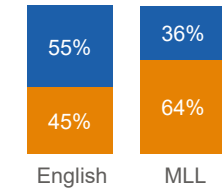
Managing Self



Building Relationships



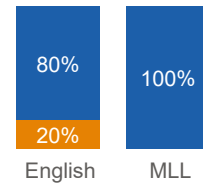
Writing



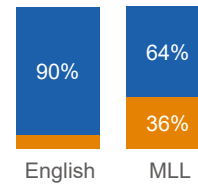
Gross Motor Skills



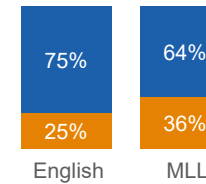
Fine Motor Skills



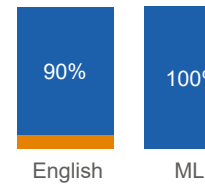
Comprehension



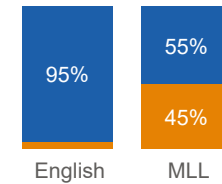
Word Reading



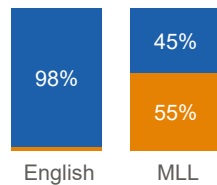
Creating with Materials



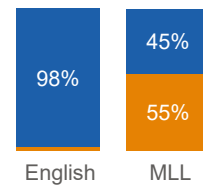
Speaking



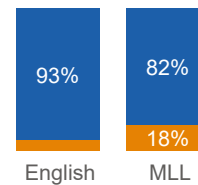
Past and Present



People Culture and Communities



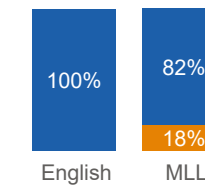
The Natural World



Being Imaginative and Expressive



Listening Attention and Understanding



Year 2 Pupils Achieving 2S

Pupil no.s - School

AcademicYear	F	M	Total
2021/2022	27	23	50
2020/2021	27	30	57
2019/2020	40	29	69
2018/2019	44	39	83

Pupil no.s

AcademicYear	Mathematics	Reading	Writing
<input type="checkbox"/> 2021/2022			
F	16	20	17
M	13	15	12
<input type="checkbox"/> 2020/2021			
F	20	24	19
M	18	18	14
<input type="checkbox"/> 2018/2019			
F	34	36	34
M	28	30	24

% School

AcademicYear	Mathematics	Reading	Writing
<input type="checkbox"/> 2021/2022			
F	59%	74%	63%
M	57%	65%	52%
<input type="checkbox"/> 2020/2021			
F	74%	89%	70%
M	60%	60%	47%
<input type="checkbox"/> 2018/2019			
F	77%	82%	77%
M	74%	79%	63%

% All Mainstream Govt Schools

AcademicYear	Mathematics	Reading	Writing
<input type="checkbox"/> 2021/2022			
F	58%	71%	59%
M	64%	63%	48%
<input type="checkbox"/> 2020/2021			
F	52%	69%	52%
M	58%	64%	43%
<input type="checkbox"/> 2018/2019			
F	53%	70%	54%
M	57%	64%	44%

Year 2 Pupils Achieving 2D

Pupil no.s

AcademicYear	Mathematics	Reading	Writing
<input type="checkbox"/> 2021/2022			
F	26	26	26
M	17	17	16
<input type="checkbox"/> 2020/2021			
F	27	26	26
M	23	24	24
<input type="checkbox"/> 2018/2019			
F	39	39	39
M	36	35	35

% School

AcademicYear	Mathematics	Reading	Writing
<input type="checkbox"/> 2021/2022			
F	96%	96%	96%
M	74%	74%	70%
<input type="checkbox"/> 2020/2021			
F	100%	96%	96%
M	77%	80%	80%
<input type="checkbox"/> 2018/2019			
F	89%	89%	89%
M	95%	92%	92%

% All Mainstream Govt Schools

AcademicYear	Mathematics	Reading	Writing
<input type="checkbox"/> 2021/2022			
F	92%	93%	90%
M	88%	88%	86%
<input type="checkbox"/> 2020/2021			
F	84%	89%	87%
M	88%	87%	80%
<input type="checkbox"/> 2018/2019			
F	87%	90%	85%
M	85%	85%	79%

Year 2 Pupils Achieving 2S

Pupil no.s - School

AcademicYear	JP	Not JP	Total
2021/2022	25	25	50
2020/2021	19	38	57
2018/2019	32	51	83

Pupil no.s

AcademicYear	Mathematics	Reading	Writing
<input type="checkbox"/> 2021/2022			
JP	13	16	13
Not JP	16	19	16
<input type="checkbox"/> 2020/2021			
JP	13	13	10
Not JP	25	29	23
<input type="checkbox"/> 2018/2019			
JP	23	26	22
Not JP	39	40	36

% School

AcademicYear	Mathematics	Reading	Writing
<input type="checkbox"/> 2021/2022			
JP	52%	64%	52%
Not JP	64%	76%	64%
<input type="checkbox"/> 2020/2021			
JP	68%	68%	53%
Not JP	66%	76%	61%
<input type="checkbox"/> 2018/2019			
JP	72%	81%	69%
Not JP	78%	80%	72%

% All Mainstream Govt Schools

AcademicYear	Mathematics	Reading	Writing
<input type="checkbox"/> 2021/2022			
JP	40%	55%	34%
Not JP	71%	73%	62%
<input type="checkbox"/> 2020/2021			
JP	38%	52%	27%
Not JP	61%	72%	55%
<input type="checkbox"/> 2018/2019			
JP	37%	53%	36%
Not JP	61%	71%	53%

Year 2 Pupils Achieving 2D or Above

Pupil no.s

AcademicYear	Mathematics	Reading	Writing
<input type="checkbox"/> 2021/2022			
JP	21	21	20
Not JP	22	22	22
<input type="checkbox"/> 2020/2021			
JP	15	16	16
Not JP	35	34	34
<input type="checkbox"/> 2018/2019			
JP	29	29	29
Not JP	46	45	45

% School

AcademicYear	Mathematics	Reading	Writing
<input type="checkbox"/> 2021/2022			
JP	84%	84%	80%
Not JP	88%	88%	88%
<input type="checkbox"/> 2020/2021			
JP	79%	84%	84%
Not JP	92%	89%	89%
<input type="checkbox"/> 2018/2019			
JP	91%	91%	91%
Not JP	92%	90%	90%

% All Mainstream Govt Schools

AcademicYear	Mathematics	Reading	Writing
<input type="checkbox"/> 2021/2022			
JP	81%	82%	77%
Not JP	94%	95%	93%
<input type="checkbox"/> 2020/2021			
JP	75%	79%	72%
Not JP	90%	92%	88%
<input type="checkbox"/> 2018/2019			
JP	79%	81%	76%
Not JP	88%	90%	84%

Year 2 Pupils Achieving 2S

Pupil no.s - School

Year	Not SEN/D	SEN/D	Total
2021/2022	42	8	50
2020/2021	49	8	57
2018/2019	72	11	83

Pupil no.s

AcademicYear	Mathematics	Reading	Writing
<input type="checkbox"/> 2021/2022			
Not SEN/D	26	32	26
SEN/D	3	3	3
<input type="checkbox"/> 2020/2021			
Not SEN/D	36	41	32
SEN/D	2	1	1
<input type="checkbox"/> 2018/2019			
Not SEN/D	59	63	55
SEN/D	3	3	3

% School

AcademicYear	Mathematics	Reading	Writing
<input type="checkbox"/> 2021/2022			
Not SEN/D	62%	76%	62%
SEN/D	38%	38%	38%
<input type="checkbox"/> 2020/2021			
Not SEN/D	73%	84%	65%
SEN/D	25%	13%	13%
<input type="checkbox"/> 2018/2019			
Not SEN/D	83%	89%	77%
SEN/D	27%	27%	27%

% All Mainstream Govt Schools

AcademicYear	Mathematics	Reading	Writing
<input type="checkbox"/> 2021/2022			
Not SEN/D	67%	74%	61%
SEN/D	25%	28%	11%
<input type="checkbox"/> 2020/2021			
Not SEN/D	61%	73%	53%
SEN/D	21%	24%	13%
<input type="checkbox"/> 2018/2019			
Not SEN/D	60%	72%	54%
SEN/D	16%	23%	13%

Year 2 Pupils Achieving 2D or Above

Pupil no.s

AcademicYear	Mathematics	Reading	Writing
<input type="checkbox"/> 2021/2022			
Not SEN/D	39	39	38
SEN/D	4	4	4
<input type="checkbox"/> 2020/2021			
Not SEN/D	48	48	49
SEN/D	2	2	1
<input type="checkbox"/> 2018/2019			
Not SEN/D	70	70	70
SEN/D	5	4	4

% School

AcademicYear	Mathematics	Reading	Writing
<input type="checkbox"/> 2021/2022			
Not SEN/D	93%	93%	90%
SEN/D	50%	50%	50%
<input type="checkbox"/> 2020/2021			
Not SEN/D	98%	98%	100%
SEN/D	25%	25%	13%
<input type="checkbox"/> 2018/2019			
Not SEN/D	99%	99%	99%
SEN/D	45%	36%	36%

% All Mainstream Govt Schools

AcademicYear	Mathematics	Reading	Writing
<input type="checkbox"/> 2021/2022			
Not SEN/D	95%	96%	94%
SEN/D	60%	59%	52%
<input type="checkbox"/> 2020/2021			
Not SEN/D	90%	92%	89%
SEN/D	60%	63%	49%
<input type="checkbox"/> 2018/2019			
Not SEN/D	91%	93%	88%
SEN/D	45%	48%	38%

Year 2 Pupils Achieving 2S

Pupil no.s - School

Year	English	MLL	Total
2021/2022	31	19	50
2020/2021	34	23	57
2018/2019	55	28	83

Pupil no.s

AcademicYear	Mathematics	Reading	Writing
<input type="checkbox"/> 2021/2022			
English	17	21	17
MLL	12	14	12
<input type="checkbox"/> 2020/2021			
English	24	25	19
MLL	14	17	14
<input type="checkbox"/> 2018/2019			
English	45	48	41
MLL	17	18	17

% School

AcademicYear	Mathematics	Reading	Writing
<input type="checkbox"/> 2021/2022			
English	55%	68%	55%
MLL	63%	74%	63%
<input type="checkbox"/> 2020/2021			
English	71%	74%	56%
MLL	61%	74%	61%
<input type="checkbox"/> 2018/2019			
English	83%	89%	76%
MLL	61%	64%	61%

% All Mainstream Govt Schools

AcademicYear	Mathematics	Reading	Writing
<input type="checkbox"/> 2021/2022			
English	66%	71%	59%
MLL	49%	59%	41%
<input type="checkbox"/> 2020/2021			
English	61%	73%	53%
MLL	40%	49%	32%
<input type="checkbox"/> 2018/2019			
English	60%	73%	52%
MLL	44%	50%	41%

Year 2 Pupils Achieving 2D or Above

Pupil no.s

AcademicYear	Mathematics	Reading	Writing
<input type="checkbox"/> 2021/2022			
English	27	27	26
MLL	16	16	16
<input type="checkbox"/> 2020/2021			
English	30	30	30
MLL	20	20	20
<input type="checkbox"/> 2018/2019			
English	51	51	51
MLL	24	23	23

% School

AcademicYear	Mathematics	Reading	Writing
<input type="checkbox"/> 2021/2022			
English	87%	87%	84%
MLL	84%	84%	84%
<input type="checkbox"/> 2020/2021			
English	88%	88%	88%
MLL	87%	87%	87%
<input type="checkbox"/> 2018/2019			
English	94%	94%	94%
MLL	86%	82%	82%

% All Mainstream Govt Schools

AcademicYear	Mathematics	Reading	Writing
<input type="checkbox"/> 2021/2022			
English	91%	91%	90%
MLL	87%	88%	84%
<input type="checkbox"/> 2020/2021			
English	90%	92%	88%
MLL	77%	79%	72%
<input type="checkbox"/> 2018/2019			
English	88%	91%	86%
MLL	79%	78%	72%

Year 4 Pupils Achieving 4S

Pupil no.s - School

AcademicYear	F	M	Total
2021/2022	39	26	65
2020/2021	45	38	83
2018/2019	25	28	53

Pupil no.s

AcademicYear	Mathematics	Reading	Writing
<input type="checkbox"/> 2021/2022			
F	14	29	24
M	7	13	7
<input type="checkbox"/> 2020/2021			
F	29	35	31
M	25	25	20
<input type="checkbox"/> 2018/2019			
F	14	19	13
M	17	20	14

% School

AcademicYear	Mathematics	Reading	Writing
<input type="checkbox"/> 2021/2022			
F	36%	74%	62%
M	27%	50%	27%
<input type="checkbox"/> 2020/2021			
F	64%	78%	69%
M	66%	66%	53%
<input type="checkbox"/> 2018/2019			
F	56%	76%	52%
M	61%	71%	50%

% All Mainstream Govt Schools

AcademicYear	Mathematics	Reading	Writing
<input type="checkbox"/> 2021/2022			
F	62%	74%	66%
M	69%	71%	52%
<input type="checkbox"/> 2020/2021			
F	59%	70%	61%
M	63%	64%	51%
<input type="checkbox"/> 2018/2019			
F	55%	67%	60%
M	62%	61%	52%

Year 4 Pupils Achieving 4D or Above

Pupil no.s

AcademicYear	Mathematics	Reading	Writing
<input type="checkbox"/> 2021/2022			
F	29	33	32
M	18	18	15
<input type="checkbox"/> 2020/2021			
F	40	40	40
M	38	37	36
<input type="checkbox"/> 2018/2019			
F	20	23	22
M	25	25	25

% School

AcademicYear	Mathematics	Reading	Writing
<input type="checkbox"/> 2021/2022			
F	74%	85%	82%
M	69%	69%	58%
<input type="checkbox"/> 2020/2021			
F	89%	89%	89%
M	100%	97%	95%
<input type="checkbox"/> 2018/2019			
F	80%	92%	88%
M	89%	89%	89%

% All Mainstream Govt Schools

AcademicYear	Mathematics	Reading	Writing
<input type="checkbox"/> 2021/2022			
F	89%	94%	91%
M	91%	91%	86%
<input type="checkbox"/> 2020/2021			
F	88%	90%	89%
M	88%	86%	82%
<input type="checkbox"/> 2018/2019			
F	88%	91%	91%
M	86%	86%	80%

Year 4 Pupils Achieving 4S

Pupil no.s - School

AcademicYear	JP	Not JP	Total
2021/2022	18	47	65
2020/2021	39	44	83
2018/2019	12	41	53

Pupil no.s

AcademicYear	Mathematics	Reading	Writing
<input type="checkbox"/> 2021/2022			
JP	6	10	8
Not JP	15	32	23
<input type="checkbox"/> 2020/2021			
JP	22	28	21
Not JP	32	32	30
<input type="checkbox"/> 2018/2019			
JP	7	10	6
Not JP	24	29	21

% School

AcademicYear	Mathematics	Reading	Writing
<input type="checkbox"/> 2021/2022			
JP	33%	56%	44%
Not JP	32%	68%	49%
<input type="checkbox"/> 2020/2021			
JP	56%	72%	54%
Not JP	73%	73%	68%
<input type="checkbox"/> 2018/2019			
JP	58%	83%	50%
Not JP	59%	71%	51%

% Mainstream Govt Schools

AcademicYear	Mathematics	Reading	Writing
<input type="checkbox"/> 2021/2022			
JP	43%	53%	37%
Not JP	73%	79%	66%
<input type="checkbox"/> 2020/2021			
JP	45%	52%	37%
Not JP	67%	72%	62%
<input type="checkbox"/> 2018/2019			
JP	45%	49%	41%
Not JP	63%	68%	61%

Year 4 Pupils Achieving 4D or Above

Pupil no.s

AcademicYear	Mathematics	Reading	Writing
<input type="checkbox"/> 2021/2022			
JP	11	12	11
Not JP	36	39	36
<input type="checkbox"/> 2020/2021			
JP	35	35	35
Not JP	43	42	41
<input type="checkbox"/> 2018/2019			
JP	11	12	11
Not JP	34	36	36

% School

AcademicYear	Mathematics	Reading	Writing
<input type="checkbox"/> 2021/2022			
JP	61%	67%	61%
Not JP	77%	83%	77%
<input type="checkbox"/> 2020/2021			
JP	90%	90%	90%
Not JP	98%	95%	93%
<input type="checkbox"/> 2018/2019			
JP	92%	100%	92%
Not JP	83%	88%	88%

% All Mainstream Govt Schools

AcademicYear	Mathematics	Reading	Writing
<input type="checkbox"/> 2021/2022			
JP	82%	88%	79%
Not JP	93%	94%	92%
<input type="checkbox"/> 2020/2021			
JP	80%	82%	76%
Not JP	90%	90%	88%
<input type="checkbox"/> 2018/2019			
JP	79%	79%	76%
Not JP	89%	92%	89%

Year 4 Pupils Achieving 4S

Pupil no.s - School

AcademicYear	Not SEN/D	SEN/D	Total
2021/2022	58	7	65
2020/2021	70	13	83
2018/2019	47	6	53

Pupil no.s

AcademicYear	Mathematics	Reading	Writing
<input type="checkbox"/> 2021/2022			
Not SEN/D	21	42	31
<input type="checkbox"/> 2020/2021			
Not SEN/D	50	55	48
SEN/D	4	5	3
<input type="checkbox"/> 2018/2019			
Not SEN/D	31	39	27

% School

AcademicYear	Mathematics	Reading	Writing
<input type="checkbox"/> 2021/2022			
Not SEN/D	36%	72%	53%
<input type="checkbox"/> 2020/2021			
Not SEN/D	71%	79%	69%
SEN/D	31%	38%	23%
<input type="checkbox"/> 2018/2019			
Not SEN/D	66%	83%	57%

% All Mainstream Govt Schools

AcademicYear	Mathematics	Reading	Writing
<input type="checkbox"/> 2021/2022			
Not SEN/D	70%	77%	64%
SEN/D	32%	37%	21%
<input type="checkbox"/> 2020/2021			
Not SEN/D	67%	73%	62%
SEN/D	19%	27%	15%
<input type="checkbox"/> 2018/2019			
Not SEN/D	64%	70%	63%
SEN/D	25%	26%	15%

Year 4 Pupils Achieving 4D or Above

Pupil no.s

AcademicYear	Mathematics	Reading	Writing
<input type="checkbox"/> 2021/2022			
Not SEN/D	47	50	47
SEN/D		1	
<input type="checkbox"/> 2020/2021			
Not SEN/D	69	70	69
SEN/D	9	7	7
<input type="checkbox"/> 2018/2019			
Not SEN/D	43	46	45
SEN/D	2	2	2

% School

AcademicYear	Mathematics	Reading	Writing
<input type="checkbox"/> 2021/2022			
Not SEN/D	81%	86%	81%
SEN/D		14%	
<input type="checkbox"/> 2020/2021			
Not SEN/D	99%	100%	99%
SEN/D	69%	54%	54%
<input type="checkbox"/> 2018/2019			
Not SEN/D	91%	98%	96%
SEN/D	33%	33%	33%

% All Mainstream Govt Schools

AcademicYear	Mathematics	Reading	Writing
<input type="checkbox"/> 2021/2022			
Not SEN/D	94%	96%	93%
SEN/D	63%	65%	52%
<input type="checkbox"/> 2020/2021			
Not SEN/D	93%	94%	92%
SEN/D	52%	50%	42%
<input type="checkbox"/> 2018/2019			
Not SEN/D	92%	94%	93%
SEN/D	52%	55%	41%

Year 4 Pupils Achieving 4S

Pupil no.s - School

AcademicYear	English	MLL	Total
2021/2022	43	22	65
2020/2021	54	29	83
2018/2019	36	17	53

Pupil no.s

AcademicYear	Mathematics	Reading	Writing
<input type="checkbox"/> 2021/2022			
English	15	33	24
MLL	6	9	7
<input type="checkbox"/> 2020/2021			
English	36	40	35
MLL	18	20	16
<input type="checkbox"/> 2018/2019			
English	23	29	19
MLL	8	10	8

% School

AcademicYear	Mathematics	Reading	Writing
<input type="checkbox"/> 2021/2022			
English	35%	77%	56%
MLL	27%	41%	32%
<input type="checkbox"/> 2020/2021			
English	67%	74%	65%
MLL	62%	69%	55%
<input type="checkbox"/> 2018/2019			
English	64%	81%	53%
MLL	47%	59%	47%

% All Mainstream Govt Schools

AcademicYear	Mathematics	Reading	Writing
<input type="checkbox"/> 2021/2022			
English	69%	76%	62%
MLL	58%	64%	51%
<input type="checkbox"/> 2020/2021			
English	64%	72%	60%
MLL	54%	54%	46%
<input type="checkbox"/> 2018/2019			
English	62%	68%	60%
MLL	48%	50%	44%

Year 4 Pupils Achieving 4D or Above

Pupil no.s

AcademicYear	Mathematics	Reading	Writing
<input type="checkbox"/> 2021/2022			
English	35	38	35
MLL	12	13	12
<input type="checkbox"/> 2020/2021			
English	52	52	52
MLL	26	25	24
<input type="checkbox"/> 2018/2019			
English	31	32	31
MLL	14	16	16

% School

AcademicYear	Mathematics	Reading	Writing
<input type="checkbox"/> 2021/2022			
English	81%	88%	81%
MLL	55%	59%	55%
<input type="checkbox"/> 2020/2021			
English	96%	96%	96%
MLL	90%	86%	83%
<input type="checkbox"/> 2018/2019			
English	86%	89%	86%
MLL	82%	94%	94%

% All Mainstream Govt Schools

AcademicYear	Mathematics	Reading	Writing
<input type="checkbox"/> 2021/2022			
English	91%	93%	89%
MLL	89%	90%	86%
<input type="checkbox"/> 2020/2021			
English	90%	90%	88%
MLL	83%	84%	79%
<input type="checkbox"/> 2018/2019			
English	89%	92%	89%
MLL	78%	79%	74%

Year 6 Pupils Achieving 6S

Pupil no.s - School

AcademicYear	F	M	Total
2021/2022	31	39	70
2020/2021	24	31	55
2018/2019	23	26	49

Pupil no.s

AcademicYear	French	Mathematics	Reading	Writing
<input type="checkbox"/> 2021/2022				
F	17	17	22	20
M	12	15	18	12
<input type="checkbox"/> 2020/2021				
F		11	13	15
M		16	13	8
<input type="checkbox"/> 2018/2019				
F	4	6	8	7
M	4	13	10	8

% School

AcademicYear	French	Mathematics	Reading	Writing
<input type="checkbox"/> 2021/2022				
F	55%	55%	71%	65%
M	31%	38%	46%	31%
<input type="checkbox"/> 2020/2021				
F		46%	54%	63%
M		52%	42%	26%
<input type="checkbox"/> 2018/2019				
F	17%	26%	35%	30%
M	15%	50%	38%	31%

% All Mainstream Govt Schools

AcademicYear	French	Mathematics	Reading	Writing
<input type="checkbox"/> 2021/2022				
F	71%	63%	74%	65%
M	64%	69%	67%	54%
<input type="checkbox"/> 2020/2021				
F	53%	62%	75%	67%
M	49%	66%	67%	54%
<input type="checkbox"/> 2018/2019				
F	53%	55%	70%	62%
M	46%	58%	58%	48%

Year 6 Pupils Achieving 6D or Above

Pupil no.s

AcademicYear	French	Mathematics	Reading	Writing
<input type="checkbox"/> 2021/2022				
F	27	23	24	26
M	31	29	28	32
<input type="checkbox"/> 2020/2021				
F	17	20	15	18
M	20	21	18	21
<input type="checkbox"/> 2018/2019				
F	19	19	20	17
M	18	20	17	14

% School

AcademicYear	French	Mathematics	Reading	Writing
<input type="checkbox"/> 2021/2022				
F	87%	74%	77%	84%
M	79%	74%	72%	82%
<input type="checkbox"/> 2020/2021				
F	71%	83%	63%	75%
M	65%	68%	58%	68%
<input type="checkbox"/> 2018/2019				
F	83%	83%	87%	74%
M	69%	77%	65%	54%

% All Mainstream Govt Schools

AcademicYear	French	Mathematics	Reading	Writing
<input type="checkbox"/> 2021/2022				
F	92%	84%	90%	89%
M	89%	89%	90%	88%
<input type="checkbox"/> 2020/2021				
F	83%	86%	91%	92%
M	78%	84%	85%	81%
<input type="checkbox"/> 2018/2019				
F	82%	80%	89%	87%
M	77%	81%	85%	78%

Year 6 Pupils Achieving 6S

Pupil no.s - School

Year	JP	Not JP	Total
2021/2022	24	46	70
2020/2021	14	41	55
2018/2019	11	38	49

Pupil no.s

AcademicYear	French	Mathematics	Reading	Writing
2021/2022				
JP	8	7	13	9
Not JP	21	25	27	23
2020/2021				
JP		5	7	7
Not JP		22	19	16
2018/2019				
JP	2	5	6	4
Not JP	6	14	12	11

% School

AcademicYear	French	Mathematics	Reading	Writing
2021/2022				
JP	33%	29%	54%	38%
Not JP	46%	54%	59%	50%
2020/2021				
JP		36%	50%	50%
Not JP		54%	46%	39%
2018/2019				
JP	18%	45%	55%	36%
Not JP	16%	37%	32%	29%

% All Mainstream Govt Schools

AcademicYear	French	Mathematics	Reading	Writing
2021/2022				
JP	49%	47%	50%	34%
Not JP	74%	73%	78%	68%
2020/2021				
JP	37%	45%	54%	42%
Not JP	56%	71%	77%	67%
2018/2019				
JP	32%	41%	47%	41%
Not JP	54%	61%	69%	59%

Year 6 Pupils Achieving 6D or Above

Pupil no.s

AcademicYear	French	Mathematics	Reading	Writing
2021/2022				
JP	21	18	17	20
Not JP	37	34	35	38
2020/2021				
JP	8	10	7	10
Not JP	29	31	26	29
2018/2019				
JP	9	9	9	9
Not JP	28	30	28	22

% School

AcademicYear	French	Mathematics	Reading	Writing
2021/2022				
JP	88%	75%	71%	83%
Not JP	80%	74%	76%	83%
2020/2021				
JP	57%	71%	50%	71%
Not JP	71%	76%	63%	71%
2018/2019				
JP	82%	82%	82%	82%
Not JP	74%	79%	74%	58%

% All Mainstream Govt Schools

AcademicYear	French	Mathematics	Reading	Writing
2021/2022				
JP	80%	73%	80%	78%
Not JP	94%	91%	94%	92%
2020/2021				
JP	67%	73%	79%	75%
Not JP	85%	90%	91%	90%
2018/2019				
JP	62%	67%	73%	70%
Not JP	85%	84%	90%	86%

Year 6 Pupils Achieving 6S

Pupil no.s

Year	Not SEN/D	SEN/D	Total
2021/2022	53	17	70
2020/2021	46	9	55
2018/2019	43	6	49

Pupil no.s

AcademicYear	French	Mathematics	Reading	Writing
2021/2022				
Not SEN/D	28	31	36	30
SEN/D	1	1	4	2
2020/2021				
Not SEN/D		26	25	23
SEN/D		1	1	
2018/2019				
Not SEN/D	8	17	17	15
SEN/D		2	1	

% School

AcademicYear	French	Mathematics	Reading	Writing
2021/2022				
Not SEN/D	53%	58%	68%	57%
SEN/D	6%	6%	24%	12%
2020/2021				
Not SEN/D		57%	54%	50%
SEN/D		11%	11%	
2018/2019				
Not SEN/D	19%	40%	40%	35%
SEN/D		33%	17%	

% All Mainstream Govt Schools

AcademicYear	French	Mathematics	Reading	Writing
2021/2022				
Not SEN/D	73%	73%	78%	66%
SEN/D	34%	27%	27%	19%
2020/2021				
Not SEN/D	57%	72%	78%	69%
SEN/D	23%	23%	35%	17%
2018/2019				
Not SEN/D	55%	62%	71%	62%
SEN/D	14%	19%	21%	16%

Year 6 Pupils Achieving 6D or Above

Pupil no.s

AcademicYear	French	Mathematics	Reading	Writing
2021/2022				
Not SEN/D	47	45	45	49
SEN/D	11	7	7	9
2020/2021				
Not SEN/D	35	39	31	38
SEN/D	2	2	2	1
2018/2019				
Not SEN/D	36	37	35	30
SEN/D	1	2	2	1

% School

Academic Year	French	Mathematics	Reading	Writing
2021/2022				
Not SEN/D	89%	85%	85%	92%
SEN/D	65%	41%	41%	53%
2020/2021				
Not SEN/D	76%	85%	67%	83%
SEN/D	22%	22%	22%	11%
2018/2019				
Not SEN/D	84%	86%	81%	70%
SEN/D	17%	33%	33%	17%

% All Mainstream Govt Schools

Academic Year	French	Mathematics	Reading	Writing
2021/2022				
Not SEN/D	95%	93%	95%	95%
SEN/D	61%	50%	59%	51%
2020/2021				
Not SEN/D	86%	91%	93%	93%
SEN/D	52%	53%	61%	54%
2018/2019				
Not SEN/D	85%	87%	92%	89%
SEN/D	46%	41%	56%	43%

Year 6 Pupils Achieving 6S

Pupil no.s - School

Year	English	MLL
2021/2022	51	19
2020/2021	36	19
2018/2019	40	9

Pupil no.s

AcademicYear	French	Mathematics	Reading	Writing
2021/2022				
English	19	22	31	24
MLL	10	10	9	8
2020/2021				
English		17	18	17
MLL		10	8	6
2018/2019				
English	6	16	17	14
MLL	2	3	1	1

% School

AcademicYear	French	Mathematics	Reading	Writing
2021/2022				
English	37%	43%	61%	47%
MLL	53%	53%	47%	42%
2020/2021				
English		47%	50%	47%
MLL		53%	42%	32%
2018/2019				
English	15%	40%	43%	35%
MLL	22%	33%	11%	11%

% All Mainstream Govt Schools

AcademicYear	French	Mathematics	Reading	Writing
2021/2022				
English	67%	67%	75%	62%
MLL	70%	65%	60%	52%
2020/2021				
English	51%	68%	75%	65%
MLL	50%	53%	59%	47%
2018/2019				
English	52%	62%	71%	62%
MLL	44%	38%	43%	34%

Year 6 Pupils Achieving 6D or Above

Pupil no.s

AcademicYear	French	Mathematics	Reading	Writing
2021/2022				
English	41	39	40	43
MLL	17	13	12	15
2020/2021				
English	20	27	22	26
MLL	17	14	11	13
2018/2019				
English	30	32	34	28
MLL	7	7	3	3

% School

AcademicYear	French	Mathematics	Reading	Writing
2021/2022				
English	80%	76%	78%	84%
MLL	89%	68%	63%	79%
2020/2021				
English	56%	75%	61%	72%
MLL	89%	74%	58%	68%
2018/2019				
English	75%	80%	85%	70%
MLL	78%	78%	33%	33%

% All Mainstream Govt Schools

AcademicYear	French	Mathematics	Reading	Writing
2021/2022				
English	91%	89%	92%	90%
MLL	89%	81%	84%	84%
2020/2021				
English	81%	87%	91%	88%
MLL	78%	79%	80%	80%
2018/2019				
English	80%	82%	90%	85%
MLL	79%	75%	76%	74%