

Mathletics

Series



Teacher



Time



Series D – Time

Contents

Student book answers _____	1
Assessment _____	4
Student progress record _____	7
Assessment answers _____	8
Objectives _____	9

Series Author:

Nicola Herringer

Series D – Time

Page 1

1 The hour hand is short.
It shows the hours.

The minute hand is long.
It shows how many minutes past
or to. It can also show o'clock.

2

half past 3 7 o'clock half past 8 half past 9

3a

b

c

d

Page 2

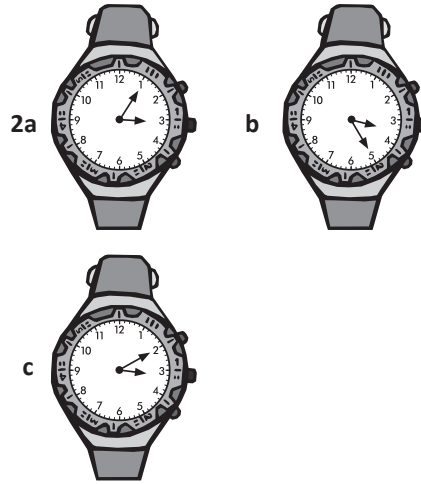
- 1a past
b to
c to
d past

2

15 minutes past 9
a quarter to 3
a quarter past 8
15 minutes past 4
15 minutes past 8
15 minutes to 11
a quarter past 4
15 minutes to 3
a quarter to 11
a quarter past 9

Page 3

- 1a 20 past 1
b 25 past 7
c 5 past 4
d 10 past 11
e 20 past 5
f 10 past 6



Page 4

- 1a 20 to 9
b 10 to 4
c 25 to 12
d 10 to 7
e 5 to 12
f 15 to 3

2a

b

c

Page 5

- 1a 12; 7
b 24; 9
c 3; 5
d 8 minutes to 12
e 22 minutes past 3
f 16 minutes to 11

2a

b

c

d

e

f

Page 6

1a quarter past 2
b 25 to 8
c 27 minutes to 9

2a



b

c

Series D – Time

Pages 7–9

- 1a 2:00
b 5:30
c 12:15
d 4:45

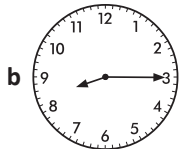


3

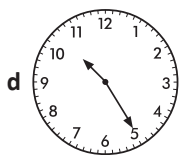
07:23	09:48	04:25	03:16
16 minutes past 3	25 minutes past 4	48 minutes past 9	23 minutes past 7

- 4b 04:13
c 02:25
d 04:32
e 06:28
f 09:52

5a 07:10



c 09:05



- 6b three oh two; 2 minutes past 3
c five seventeen; 17 minutes past 5
d twelve fifteen; 15 minutes past 12

5

Pages 10

What to do:

25 to	20 past	10 past	10 to	15 past	25 past
<u>Y</u>	<u>O</u>	<u>U</u>	<u>A</u>	<u>R</u>	<u>E</u>
10 to	10 past	15 to	quarter to	30 past	five past
<u>P</u>	<u>U</u>	<u>T</u>	<u>T</u>	<u>I</u>	<u>N</u>
o'clock	25 past	20 past	5 past		
<u>M</u>	<u>E</u>	<u>O</u>	<u>N</u>		

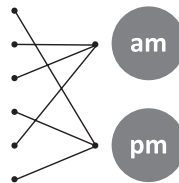
Page 11

What to do:

Observe students.

Page 12

- 1a 6 o'clock in the evening
b 6 o'clock in the morning
c 2 o'clock in the morning
d 2 o'clock in the afternoon
e 1 o'clock after bedtime
f 1 o'clock after lunch



- 2a 2 pm
b 7:30 am
c 8:30 pm
d 6 pm
e 4:30 pm

3a 11:52am

- b 5:15 pm
c 9:30 pm
d 8:48 am
e 7:15 pm
f 5:59 am



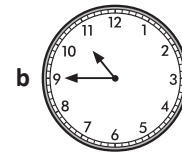
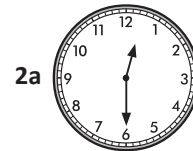
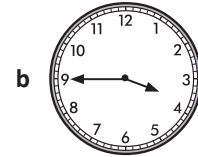

Page 13

- 1a 24
b 48
c 120
d 14
e 60
f 30

2a–e Answers will vary.

- 3a Milly
b Charlie
c Darnleys


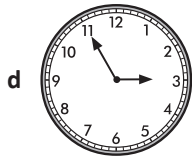
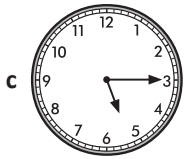
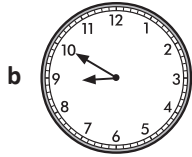

Pages 14–15



Series D – Time

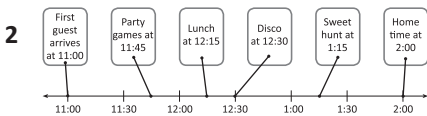
Pages 14–15

- 4a 5
- b 15
- c 15
- d 20
- e 10
- f 30



Pages 16–17

- 1a 20
- b Tuesday
- c 4
- d 25th
- e 21st, 22nd
- f Sunday



- 3a 30 minutes or half an hour
- b Clearing out reptile cages
- c 6:30 am
- d 1 hour 15 minutes
- e 75
- f 1 hour 15 minutes
- g Scrubs tortoises
- h 1 hour

- 4a Bottle feeding baby possums
- b Giving a talk

Page 18

What to do

- a Saturday, 3rd October
- b Tuesday, 27th October
- c Monday
- d November 4

Page 19

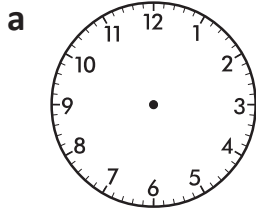
What to do

Observe students.

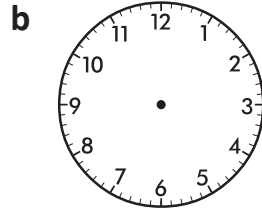
Telling time

Name _____

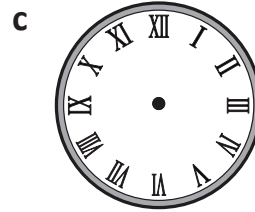
1 Draw the hour and minute hands on each clock to show the correct time:




quarter past 8



10 to 6

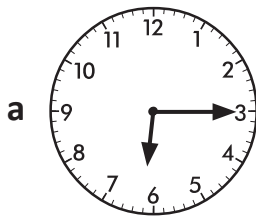


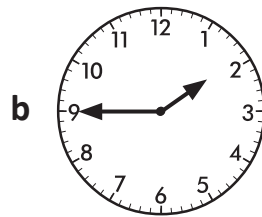
quarter to 2




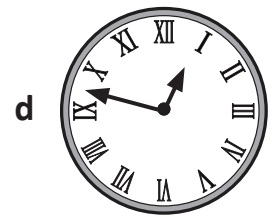
2 minutes past 7

2 Write the times shown on the clock faces:









3 Write the times on the digital clocks:

a four thirty-three

:

b 27 minutes past 2

:

c three fifty-nine

:

4 Complete this row of analogue and digital clocks so each pair displays the same time.

a

:

b

:

c

:

d

:

Skills	Not yet	Kind of	Got it
• Reads and writes time to quarter hours, nearest 5 minutes and minute			
• Reads and writes digital time in hours and minutes			
• Reads and writes time on an analogue clock with Roman numerals			

1 List 3 activities that you might do in am and pm:

am	pm
1.	1.
2.	2.
3.	3.

2 Answer the following questions:

a hours in 1 day = _____

b hours in 2 days = _____

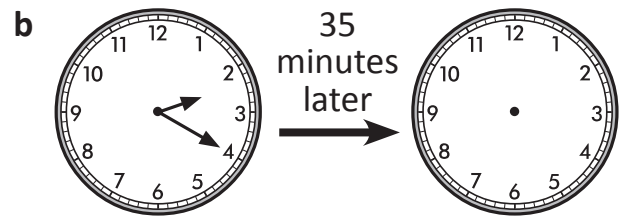
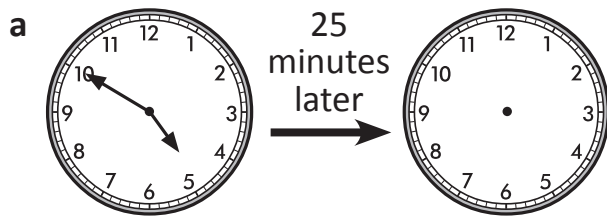
c minutes in 2 hours = _____

d days in 2 weeks = _____

e seconds in 1 minute = _____

f seconds in $\frac{1}{2}$ a minute = _____

3 Show the time on each clock:



4 Will catches the bus to school at 8:20 am. What time must he leave home if it takes him 15 minutes to walk to the bus stop? Show this time on the digital clock.

		:		
--	--	---	--	--

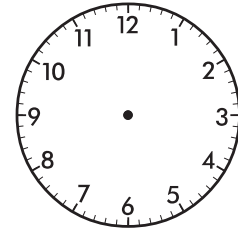
Skills	Not yet	Kind of	Got it
• Converts between units of time			
• Calculates durations involving five-minute intervals, half and quarter hours			

5 Answer these questions about this timetable from a fitness club:

Time	Monday	Tuesday	Wednesday	Thursday	Friday	Saturday	Sunday
8:30 am	Boxing	Yoga	Cardio	Cardio	Squash	Pilates	Pilates
9:30 am	Pilates	Squash	Yoga	Weights	Cardio	Squash	Weights
10:30 am	Cardio	Pilates	Pilates	Squash	Pilates	Cardio	Squash
4:30 pm	Yoga	Boxing	Squash	Pilates	Boxing	Weights	Cardio
5:30 pm	Squash	Weights	Boxing	Boxing	Weights	Yoga	Yoga

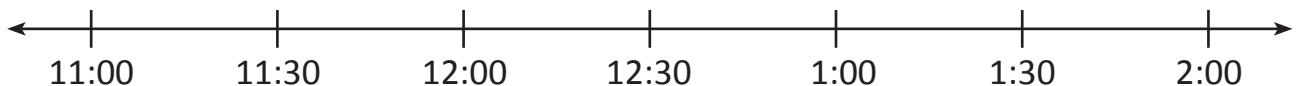
- a What time is Yoga on a Monday? _____
- b How long is the boxing class on Monday morning? _____
- c What days of the week is the weights class on?

- d The pilates class on Wednesday goes for 45 minutes. Show what time it finishes on this clock:



6 Draw a line to match each of the events of this school trip to the zoo, to the correct place on the timeline.

Bus arrives at 11:00	Chimpanzee keeper talk at 11:30	Lunch at 12:15	Seal show at 12:45	Big cats keeper talk at 1:15	Home time at 2:00
----------------------	---------------------------------	----------------	--------------------	------------------------------	-------------------



Skills	Not yet	Kind of	Got it
• Reads and interprets simple timetables			
• Reads and interprets simple timelines			

Series D – Time – Student Progress Record

Name _____ Class _____ Date _____

What went well: _____

What I need to improve: _____



Series D – Time – Student Progress Record

Name _____ Class _____ Date _____



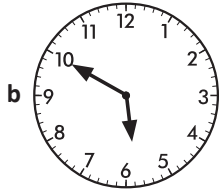
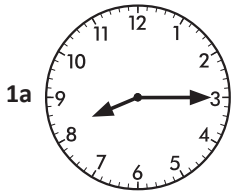
What went well: _____

What I need to improve: _____

Series D – Time

ASSESSMENT ANSWERS

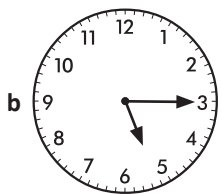
Page 4



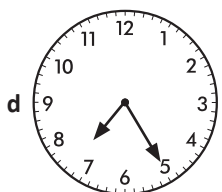
- 2a quarter past 6
 b quarter to 2
 c 20 past 9
 d 13 minutes to 1

- 3a 04:33
 b 02:27
 c 03:59

4a 02:20




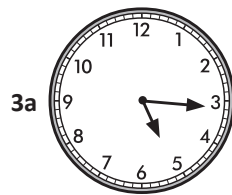
c 03:10



Pages 5–6

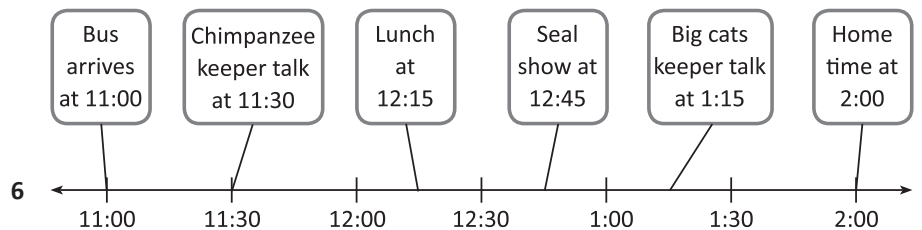
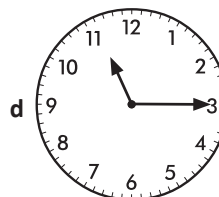
1 Answers will vary.

- 2a 24
 b 48
 c 120
 d 14
 e 60
 f 30



4 08:05

- 5a 4:30 pm
 b 1 hour
 c Tuesday, Thursday, Friday, Saturday and Sunday.



Series D – Time

Topic	Reference	Strand	Objective
Telling Time	3M4a	Measurement	Tell and write the time from an analogue clock; 12-hour clocks.
Telling Time	3M4c	Measurement	Tell and write the time from an analogue clock, including using Roman numerals from I to XII.
Telling Time	3M4d	Measurement	Estimate and read time with increasing accuracy to the nearest minute; record and compare time in terms of seconds, minutes, hours and o'clock; use vocabulary such as a.m./p.m., morning, afternoon, noon and midnight.
Measuring Time	3M4e	Measurement	Know the number of seconds in a minute and the number of days in each month, year and leap year.
Measuring Time	3M4f	Measurement	Compare durations of events, for example to calculate the time taken by particular events or tasks.